

Surname	
Other Names	
Candidate's Signature	

GCSE 9 - 1 Questions

Angle Problems

Calculator Allowed

INSTRUCTIONS TO CANDIDATES

Write your name in the space provided.

Write your answers in the spaces provided in this question paper.

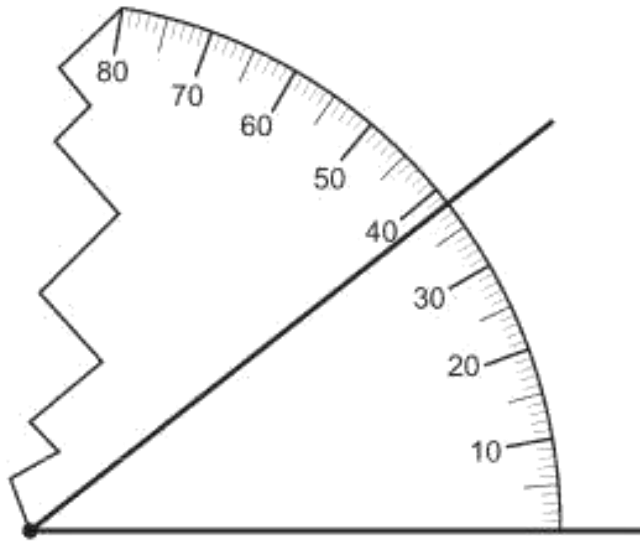
Answer ALL questions.

Any working should be clearly shown in the spaces provided since marks may be awarded for partially correct solutions.

You should have a ruler, compass and protractor where required.

Total Marks :

- 1) The diagram below shows an angle measurer that has been placed to measure the size of an angle.
What is the size of the angle that is being measured?



Size of angle =°

[1]

- 2) AB is a straight line.

Calculate the size of angle x .

[2]

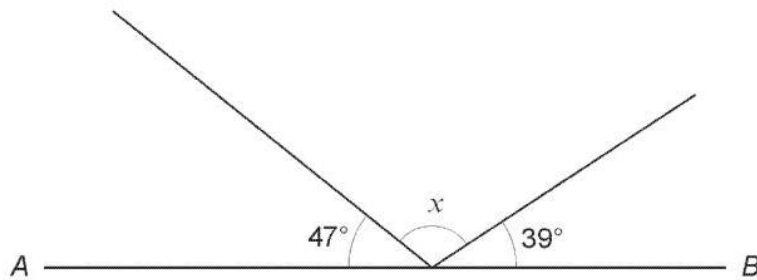


Diagram not drawn to scale

.....

.....

.....

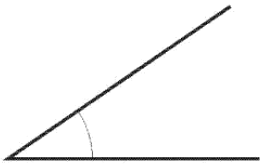
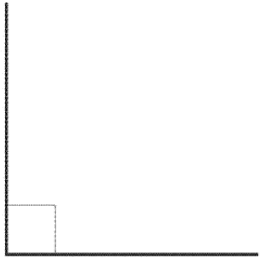

.....

$x = \dots\dots\dots^\circ$

Visit www.mathsnote.com for more resources

- 3) Complete the following table.
The first row has been done for you.

[4]

Angle	Name of angle	Reason
	Acute	The angle is between 0° and 90°
		
		

4) Find the size of angle x .

[2]

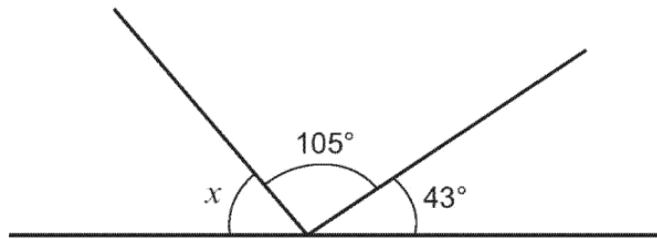


Diagram not drawn to scale

.....

.....

.....

.....

$x = \text{.....}^\circ$

5)

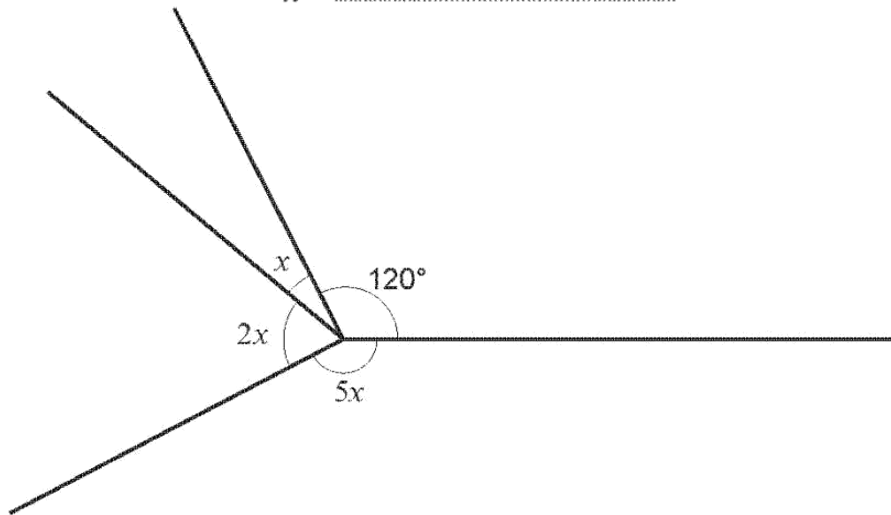


Diagram not drawn to scale

All the angles shown are measured in degrees.
 Find the value of x which satisfies this diagram.
 You must show all your working.

[3]

.....

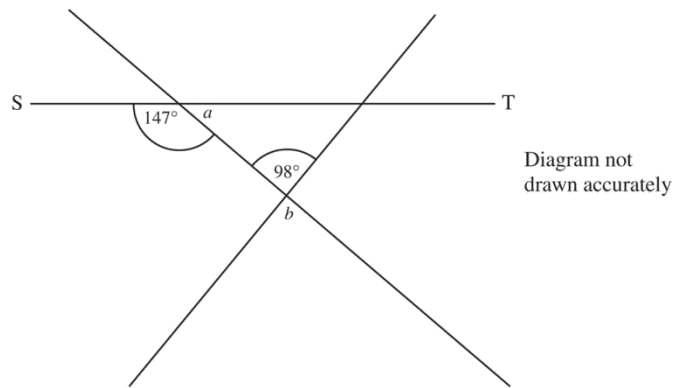
.....

.....

.....

.....

6)

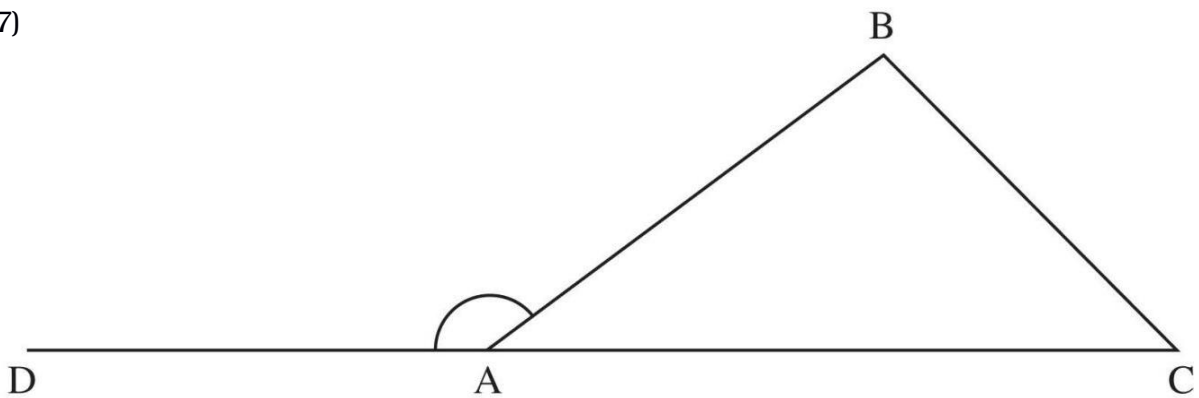


Calculate the size of angles a and b .

Answer $a =$ _____ $^{\circ}$ [1]

Answer $b =$ _____ $^{\circ}$ [1]

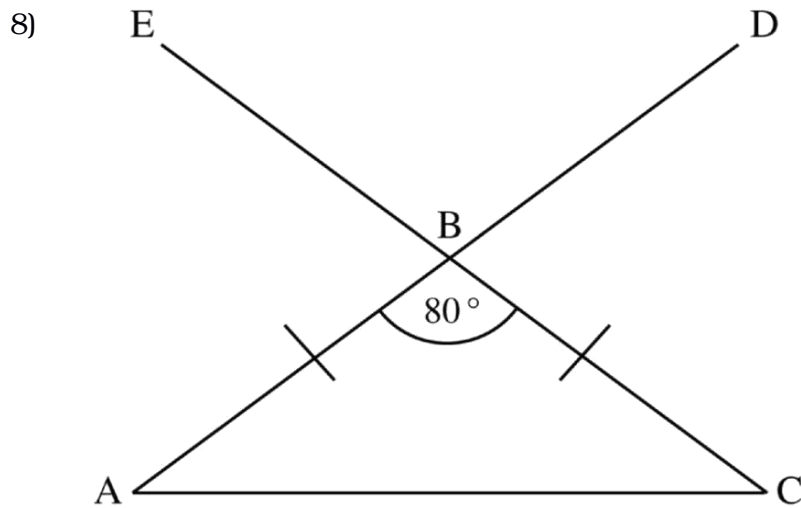
7)



Explain why the exterior angle DAB of the triangle ABC is equal to the sum of the interior angles B and C of triangle ABC.

Answer _____

_____ [3]



ABC is an isosceles triangle. ABD and CBE are straight lines.
Angle ABC is 80°

Find the size of

(i) angle EBD,

Answer _____ $^\circ$ [1]

(ii) angle BAC.

Answer _____ $^\circ$ [2]

- 9) Calculate the exact angle between the hour hand and the minute hand on a clock when the time is 5 p.m.
You must show your working. [3]

.....

.....

.....

.....

.....

.....

.....

.....

.....

.....

.....

.....

.....

- 10) Find the size of angles a and b . [3]

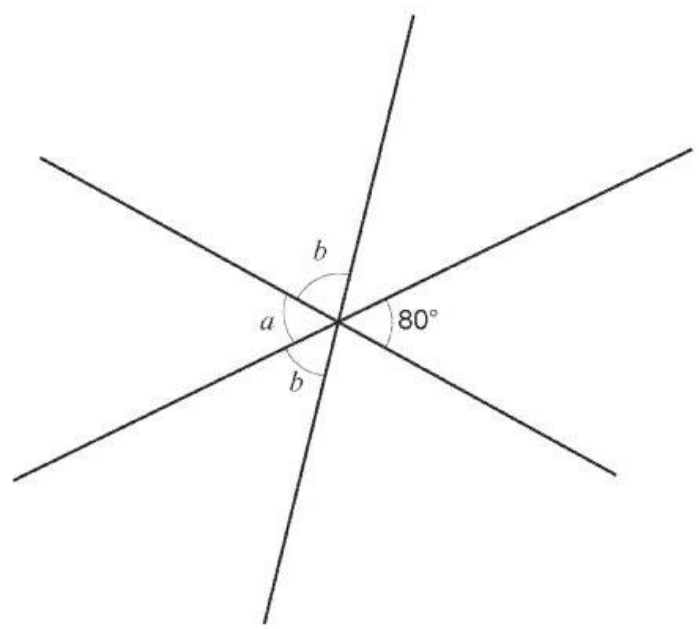


Diagram not drawn to scale

.....

.....

.....

$a = \dots\dots\dots^\circ$ $b = \dots\dots\dots^\circ$